

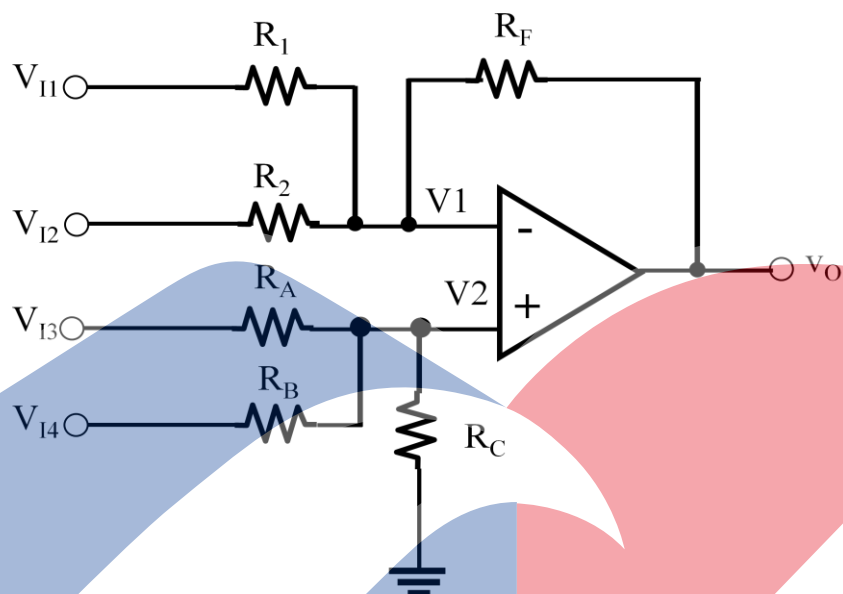
Chapter 9. 理想操作放大器及其電路

9.7 操作放大器電路設計

南台科技大學
Southern Taiwan University

9.7 操作放大器電路設計

1. 加法器



A. 考量 v_{I1} , $v_{I2} = v_{I3} = v_{I4} = 0$

$$v_{O1} = -R_F \frac{v_{I1}}{R_1}$$

B. 考量 v_{I2} , $v_{I1} = v_{I3} = v_{I4} = 0$

$$v_{O2} = -R_F \frac{v_{I2}}{R_2}$$

C. 考量 v_{I3} , $v_{I1} = v_{I2} = v_{I4} = 0$

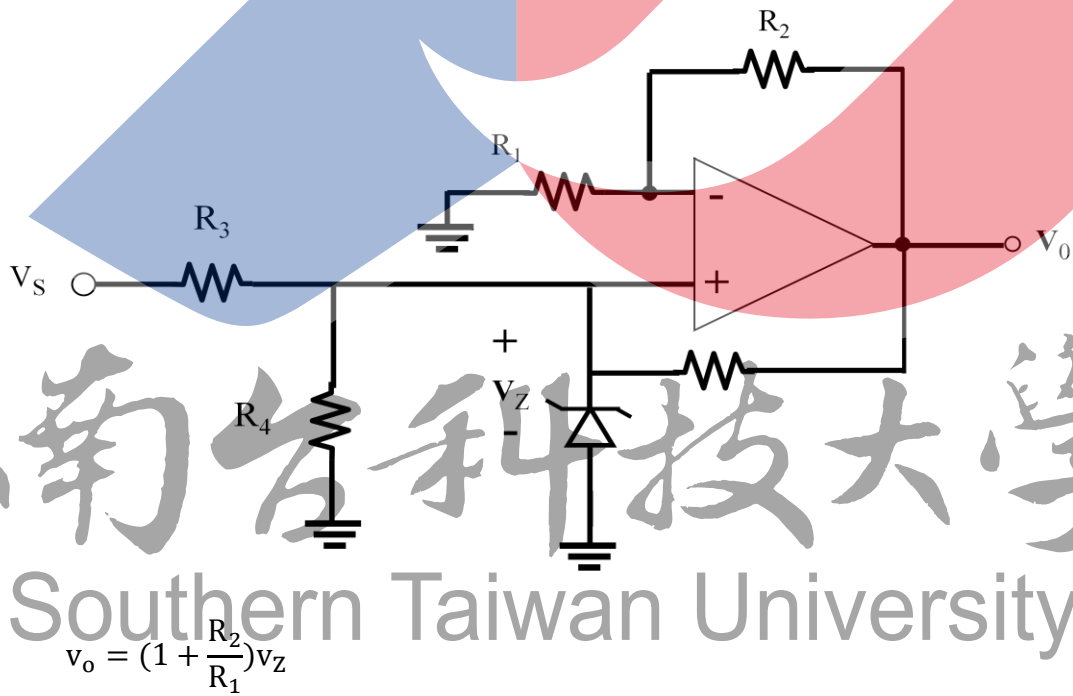
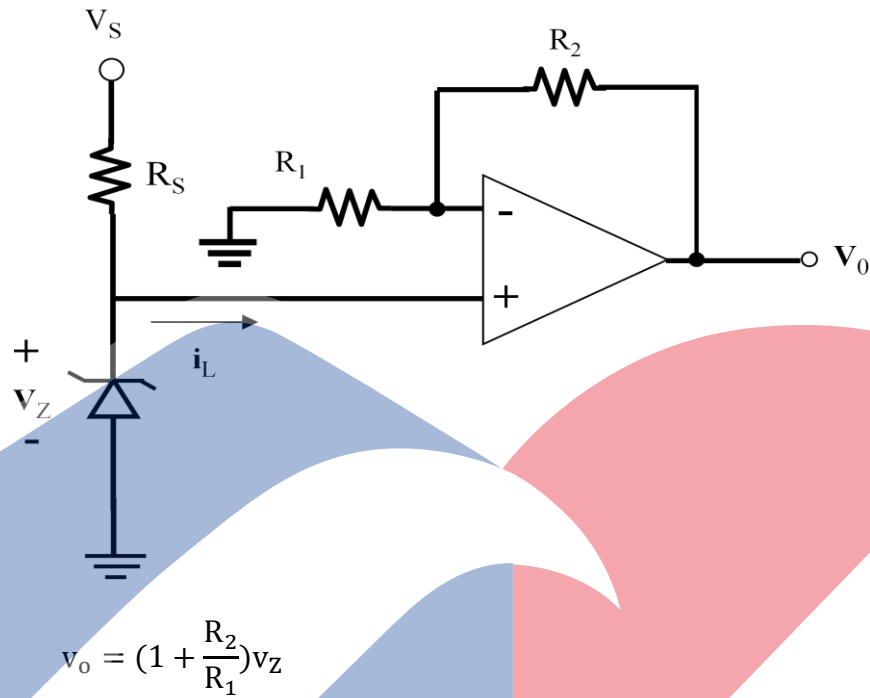
$$v_{O3} = \frac{R_B \parallel R_C}{R_A + R_B \parallel R_C} \left(1 + \frac{R_F}{R_1 \parallel R_2}\right) v_{I3}$$

D. 考量 v_{I4} , $v_{I1} = v_{I2} = v_{I3} = 0$

$$v_{O4} = \frac{R_A \parallel R_C}{R_B + R_A \parallel R_C} \left(1 + \frac{R_F}{R_1 \parallel R_2}\right) v_{I4}$$

E. $v_O = v_{O1} + v_{O2} + v_{O3} + v_{O4}$

2. 參考電壓源設計

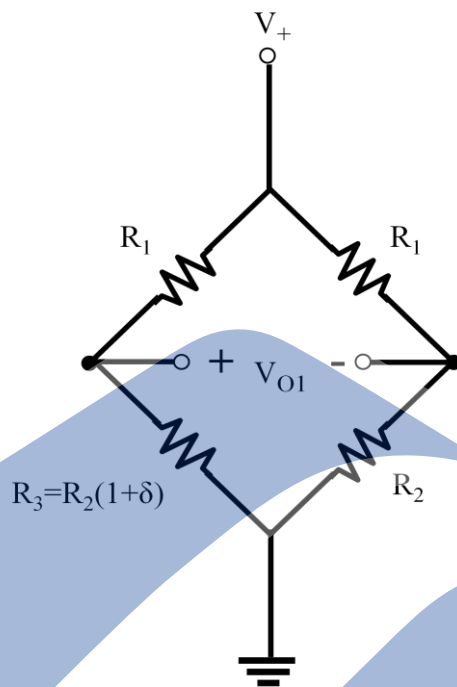


When $v_S \frac{R_4}{R_4 + R_3} > v_Z + v_D \cong v_Z + 0.7V$

使 v_Z 導通

$$i_F = \frac{v_o - v_Z}{R_F} = \frac{\frac{R_2}{R_1} v_Z}{R_F} = \frac{R_2 v_Z}{R_1 R_F} > i_Z(\min)$$

3. 差值放大器及橋式電路設計



$$\begin{aligned}
 v_{O1} &= \frac{R_2(1+\delta)}{R_2(1+\delta)+R} V^+ - \frac{R_2}{R_2+R} V^+ \\
 &= \frac{R_2}{R_2+R} \left[\frac{(1+\delta)}{1+\frac{\delta R_2}{R_2+R}} - 1 \right] V^+ \\
 &= \frac{R_2}{R_2+R} \left(\frac{R_s}{R_2+R+\delta R_2} \right) V^+ \\
 &= \frac{R_2 \parallel R}{R_2+R} \left(\frac{\delta}{1+\frac{\delta R_2}{R_2+R}} \right) V^+
 \end{aligned}$$

When $R_2 + R \gg \delta R_2$

$$v_{O1} \cong \frac{R_2 \parallel R}{R_2 + R} \delta V^+$$

If $R_2 = R$

$$v_{O1} = \frac{\frac{R_2}{2}}{2R} \delta V^+ = \frac{\delta V^+}{4}$$

南台科技大學

Southern Taiwan University